

# AAC at home




## Christmas book sculpture

In Afternoon Art Club, we get children making art.


Transform your novel into a Christmas inspired sculpture.

You will need:

- A paperback novel
- Permanent marker
- Optional- scissors or box knife (operated by an adult)



- Open your novel to the centre
- Fold the page so the top edge rests along the spine of the book, making a right-angled triangle
- Fold the page again so the folded edge of the triangle rests against the centre of the book (making a long triangle)
- Tuck and fold the piece at the bottom to make a neat edge
- Repeat until your folds form a Christmas tree and the book stands upright on its own
- Use a marker to draw a background onto the books' pages. You could use scissors or a knife with adult help to cut windows



Share your work with us  
#goulburnregionalartgallery