

In this booklet you will find something to sing, something to read, something to listen to, something to make, something to colour, something to look for, something to cut, something to trace and something to draw.

## Enjoy exploring . . . . . PIRATES

We'd love to see your work, please share it and any feedback -  
Outreach Playgroups facilitator - [janet.gordon@goulburn.nsw.gov.au](mailto:janet.gordon@goulburn.nsw.gov.au)  
or SaCC coordinator Alan Caldow - [alan.Caldow1@det.nsw.edu.au](mailto:alan.Caldow1@det.nsw.edu.au)

Pass this booklet on to your family and friends and encourage them to join us at  
Playgroup when we are back to normal.

Check out Goulburn Regional Art Gallery's website for additional art experiences

<https://goulburnregionalartgallery.com.au/education/resources>



Artwork by Glenn

# TALK LIKE A PIRATE DAY - 19th SEPTEMBER



Talk Like a Pirate Day is dedicated to raising money and awareness for children living with cancer.

People from all around the world join their pirate crew and dress and talk like pirates.

For more information, go to  
[www.talklikeapirateday.com.au/](http://www.talklikeapirateday.com.au/)

You will also find - videos to sing and dance too, pirate certificate, colouring in page, pirate name generator, fundraising ideas and more.

## Do you want to learn how to speak PIRATE ?

Go to Goulburn Mulwaree Library website

<https://goulburn.spydus.com/>

Select - eLibrary - Language Learning - Mango Languages



Once you've registered you can choose to learn how to TALK LIKE A PIRATE

The screenshot shows the Mango Languages interface. On the left, there is a video player showing a large wooden sailing ship on the ocean. A search bar at the top right contains the text 'Pirate'. Below the search bar, a search result for 'Pirate' is displayed with a small icon. The main content area shows a heading: 'Here's the conversation we'll be studying this chapter.' Below this, there are two conversation bubbles. The first bubble is from 'Male 1' and contains the text: 'Blow me down, the ship's becalmed! Oh my gosh, the ship isn't moving!'. The second bubble is also from 'Male 1' and contains the text: 'Belay yer carousin' and haul wind smartly! Stop your messing around and quickly align the ship with the wind!'. Each bubble has a speaker icon on the right side, indicating audio playback.

# Something to SING

## WHAT SHALL WE DO WITH A LAZY PIRATE?

What shall we do with a lazy pirate?

What shall we do with a lazy pirate?

What shall we do with a lazy pirate?

So early in the morning!

Walk the plank and splash in the water

Walk the plank and splash in the water

Walk the plank and splash in the water

Early in the morning!

## I'M A PIRATE

(tune: Are you sleeping?)

I'm a pirate, I'm a pirate

On my ship, on my ship

Looking for adventure, looking for adventure

On a trip, on a trip

Sailing the seas, sailing the seas

Adventure, adventure

Pirates are all looking, pirates are all looking

For treasure, for treasure

On an island, on an island

Have you guessed? Have you guessed?

Saw an X on the ground, saw an X on the ground

Treasure chest, treasure chest !!



## 5 LITTLE PIRATES

(tune: 5 little ducks)

Five little pirates went out one day

Over the seas and far away

The captain said "Yo, ho, ho, ho!"

But only four little pirates came back.

Four little pirates went out one day . . .

Three little pirates went out one day . . .

Two little pirates went out one day . . .

One little pirate went out one day . . .

Sad old captain went out one day

Over the seas and far away

Sad old captain said "Yo, ho HO !!!!!!!!!!"

And all five little pirates came back.



## Some Pirate jokes

Q: Why couldn't the pirate play cards?



Ha Ha  
Ha

A: Because he was sitting on the deck.



Ha Ha  
Ha

Q: Where do pirates put their trash?



Ha Ha  
Ha

A: The Garrrrrrrrrrbage can.

Q: What is a pirates favourite colour?



A: Gold!

Q: Which letter do pirates like best?



Ha Ha  
Ha

A: Arrrrrrrr.

Q: Which Star Wars character do pirates like the most?

Ha Ha  
Ha

A: Aarrrrggh-2-D-2

Q: What did the pirate's parrot say when it fell in love with a duck?

Ha Ha  
Ha



A: Polly wants a quacker.

Q: What did the pirate penguin say to the parrot?

Ha Ha  
Ha

A: Nothing – penguins don't speak parrot!

Q: What has 6 arms, 6 legs and 6 eyes?



A: 6 pirates.




Ha Ha  
Ha

# Something to READ

E Audiobook

Music CD

(BorrowBox)



Pigsticks and Harold and the Pirate Treasure


By Alex Milway



Aarghh! Pirate Pete sings for little pirates


By Pirate Pete

## Books




Lunch on a pirate ship

By Caryl Hart




Happy Birthday to you, Pirate

By Michelle Robinson




1, 2, pirate stew

By Kylie Howarth




Knock knock pirate

By Caryl Hart



Captain Jack and the pirates


By Peter Bently



Pirasaur!

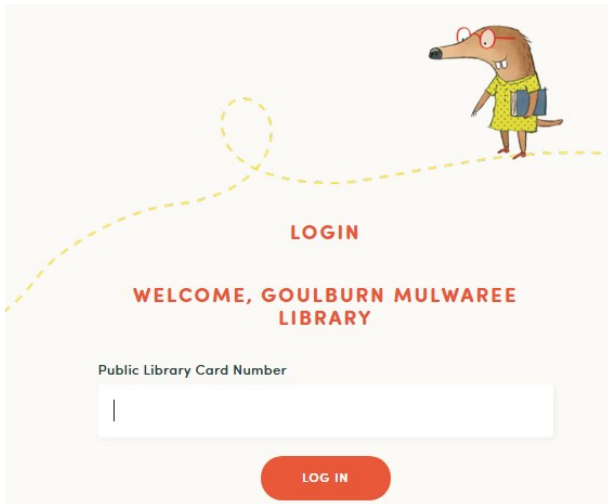
By Josh Funk

# Story Box Library



Imagine the best stories being read aloud to you by your favourite storytellers - well that's [Story Box Library!](#)

With an ever-growing library, suitable for preschool and primary aged children, it really is Storytime, Anytime!



Visit [Storybox](#)


[https://storyboxlibrary.com.au/login?library\\_login=true](https://storyboxlibrary.com.au/login?library_login=true)

1. Select your Library
2. Enter your Library barcode
3. Enjoy stories and at home activities.

Our stories have been selected with children of pre-school and primary age in mind. Stories have been broken down into the following categories:

- Preschool (3-5 years)
- Lower Primary (5-7 years)
- Middle Primary (8-10 years)
- Upper Primary (10-12 year)


## Pirate stories available at Story Box Library



My pop is a pirate

By Damon Young

Read by Scott Edgar



The littlest pirate

By Sherryl Clark

Read by Paul Khoury

# Something to MAKE

## PAPER PLATE CREATIONS

- Pirate Parrot - - Pirate Ship - - Pirate Mask -

Which one are you going to make? All of them, what a good idea.

You will need:

### Pirate Parrot

1 paper plate

Tissue or Scrap paper

Glue

Stapler

Scissors

Textas or crayons

- 1) Cut paper plate in half
- 2) Staple or glue body to head
- 3) Decorate body with paper scraps
- 4) Draw an eye on head and colour in
- 5) Glue some strips of paper to be the tail



### Pirate Ship

1 paper plate

Pirate Ship pieces template

Straw

Glue

Scissors

Textas or crayons

- 1) Colour the paper plate a Pirate ship colour
- 2) Fold paper plate in half
- 3) Colour pirate ship template pieces and then cut out
- 4) Glue along straw
- 5) Attach straw to middle of paper plate



### Pirate Mask

1 paper plate

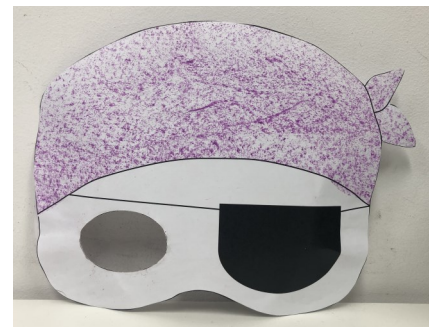
Mask template

Scissors

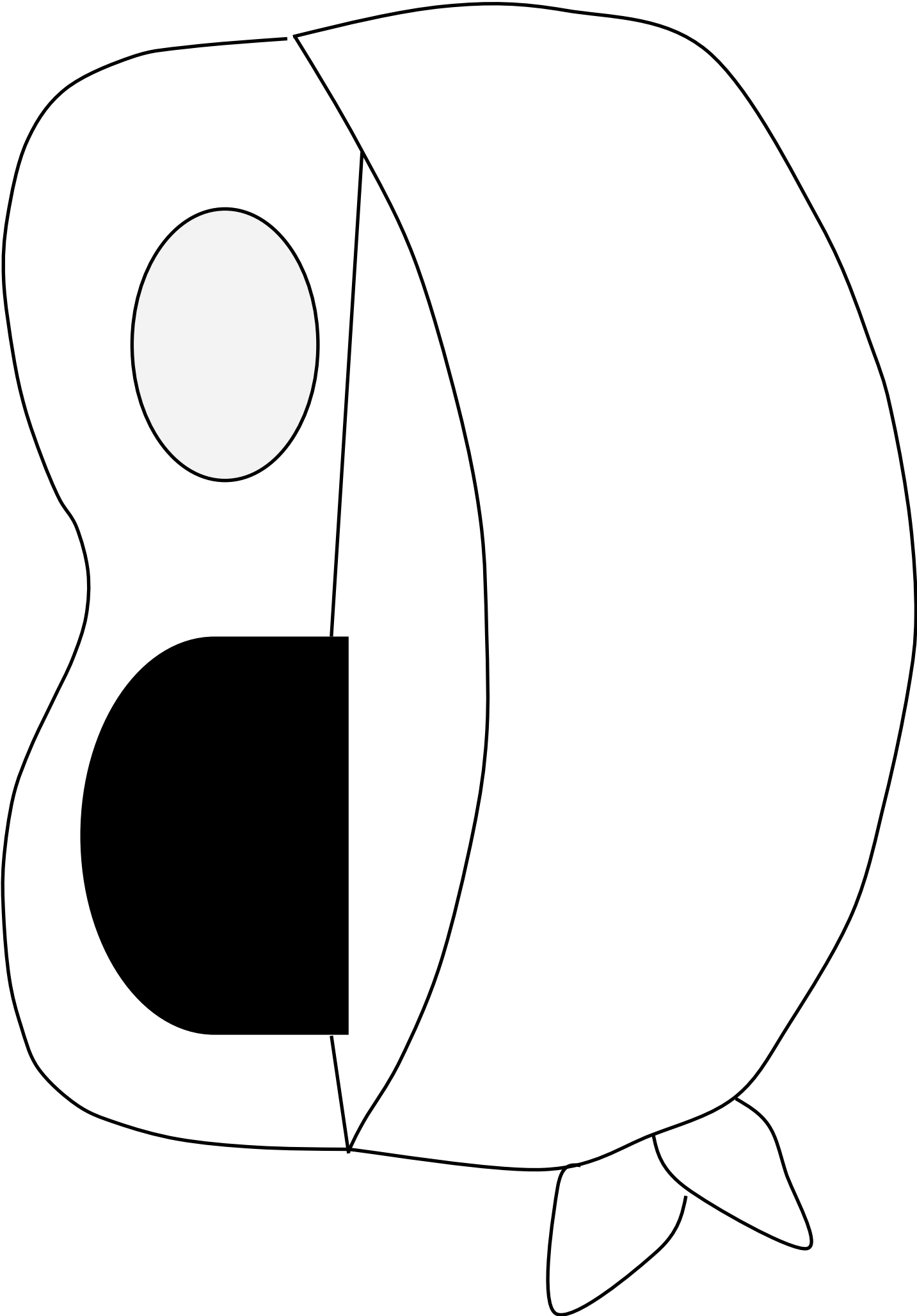
Textas or crayons

Elastic

- 1) Colour in the mask template and glue on to your paper plate
  - 2) Cut out eye hole
  - 3) Attach elastic at sides
- If you haven't got any elastic, you could use string or paper strip





Pirate mask template



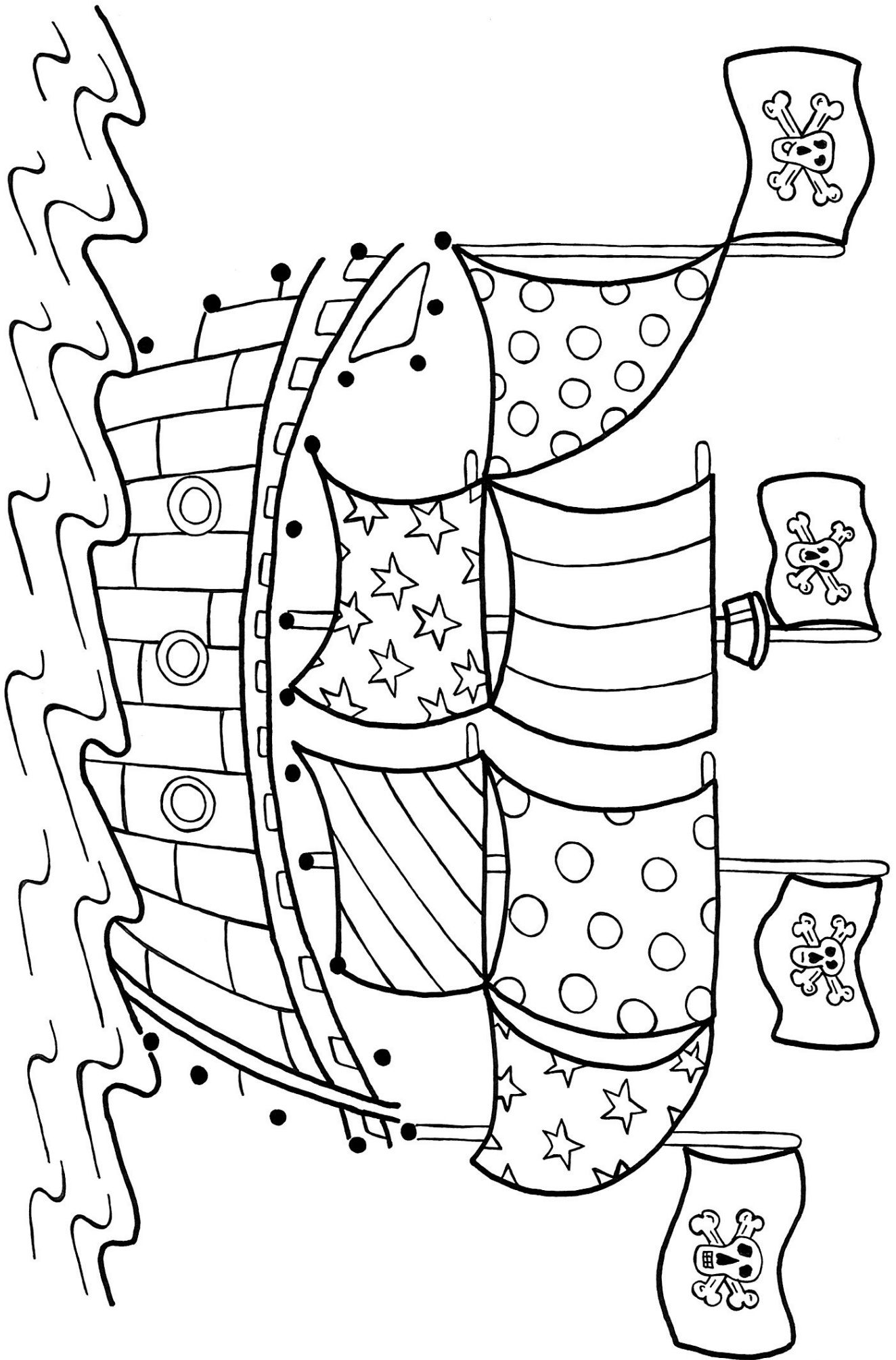


# Pirate ship pieces template



fold

Something to COLOUR



# Something to LOOK FOR

## Lets go on a . . . . . **Pirate Hunt**

How many things can you find ?

Give it a tick when you see it

Pirate Parrot



- Cockatoo
- Galah
- Rosella
- King Parrot
- Corella
- Lorikeet
- Budgie

Pirate Hat



Pirate Sword



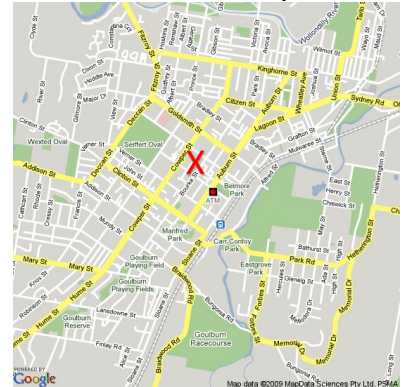
Treasure Chest Key



Pirate Ship Wheel



Treasure Map



Pirate Boots



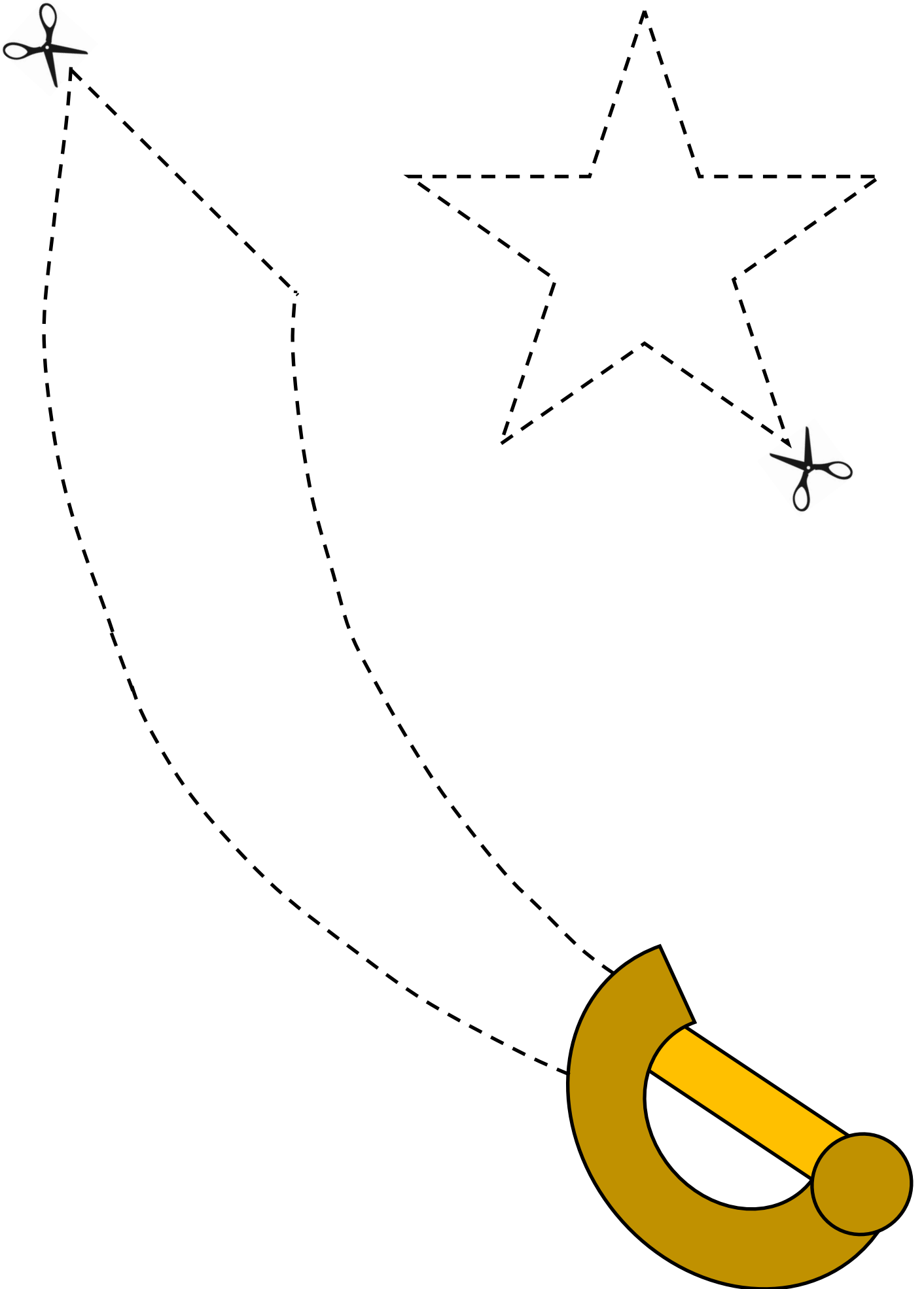
Treasure



Treasure Island Tree

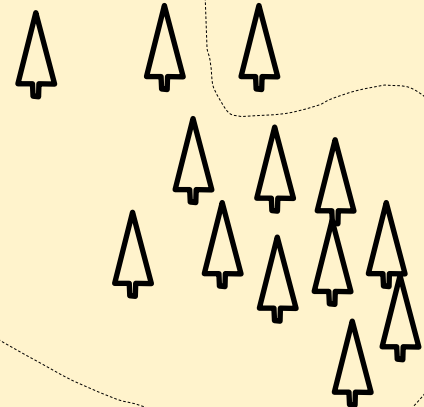
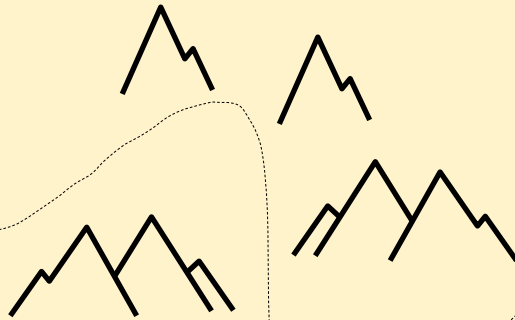

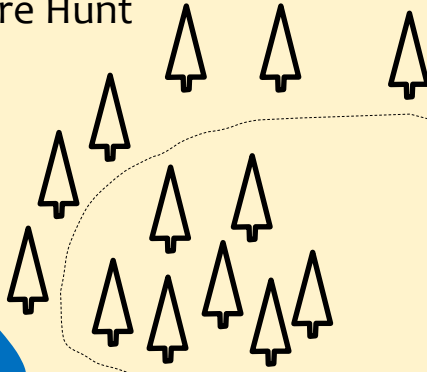



Something to CUT




# Something to TRACE

Let go on Treasure Hunt



## Something to DRAW

Draw an open treasure chest filled with your treasure



What is your treasure?