

In this booklet you will find something to sing, something to read, something to listen to, something to make, something to colour, something to look for, something to cut, something to trace and something to draw.

Enjoy exploring FOGO

(Food Organics Garden Organics)

I would love to see the wonderful work you are doing at home so please share it and any feedback


email photos and feedback to - janet.gordon@goulburn.nsw.gov.au

or SaCC coordinator Alan Caldow - alan.Caldow1@det.nsw.edu.au

Please share with your friends and encourage them to join us at Playgroup when we are back to normal.

Check out Goulburn Regional Art Gallery's website and have a look at the Education Kits for current and past exhibitions, Home Series: Art Teenies and Home Series: Afternoon Art Club

<https://goulburnregionalartgallery.com.au/education/resources>



Artwork by Thorin

Food Organic Garden Organic

FOGO February

FOOD AND GARDEN WASTE GO
IN YOUR GREEN BIN!



What is FOGO?

FOGO stands for Food Organics Garden Organics. FOGO is all of your food waste and garden waste such as your kitchen scraps and expired food as well as lawn clippings, small branches and garden debris.

What goes in my FOGO bin?

You can still put your garden organics, including grass clippings, pruning's and twigs, plants and small shrubs, flowers and weeds and small branches into your new FOGO bin, but now you can include the following:

- Fruit and vegetable scraps
- Meat and bones
- Tea bags and coffee grinds
- Egg shells
- Dairy products
- Seafood
- Pizza boxes, used tissues and paper towel
- Shredded paper

FOGO not only in February
FOGO all year

What are the benefits of the FOGO service?

- Save on rising landfill costs
- Reduce methane that is generated and emitted from the landfill
- Help preserve the air quality of our environment
- Capture food waste full of nutrients that are too valuable to waste
- Produce quality compost
- Improve the soil health of our environment

Will my FOGO bin get smelly and attract pests?

Food organics can create some odours as they decompose or if they are over exposed to heat. Therefore, it is a good idea to use the compostable bags supplied by council or wrap all food scraps in either newspaper or paper towel. For your very smelly food scraps - like prawn shells and meat scraps - it may be beneficial to place them in the freezer, and in your organics bin on the night prior to collection. You could line the bottom of your FOGO bin with cardboard to avoid organic waste sticking to the base.

For any questions or help please ring the waste hotline on 48234417.

FREE COMPOSTABLE BAGS

available from Goulburn Mulwaree
Civic Centre and Upper Lachlan Shire
Council office



Upper Lachlan Shire Council Tip questions
contact Operations Section on 48301053

Domestic 3 bin tips

HANDY HINTS!

GREEN BIN

Food and garden organics

- All garden organics and food waste goes in the green bin, either loose, or in a certified compostable bag. Collect compostable bags for use in your kitchen caddy for free from Council.
- Food produces methane gas when it breaks down in landfill so it's very important to put it in the green bin for composting.
- Used pizza boxes, paper towel, tissues and shredded paper can go in the green bin - all other paper/cardboard goes in the yellow bin.

YELLOW BIN

Recycling

• DO NOT PUT YOUR RECYCLING INSIDE A PLASTIC BAG

- Co-mingled household recycling includes empty household packaging such as plastic bottles and containers marked with the triangle symbol and any number 1 to 5 inside, glass bottles and jars (lids off), paper and cardboard, and aluminium and steel cans.
- No soft plastic packaging (including plastic bags and cling wrap), polystyrene, food, or broken glass.

RED BIN

Garbage

- Everything you put in your red bin goes to landfill, where it takes up valuable space and is a lost resource.
- Some items like nappies and chip packets must go in the red bin.
- Plastic bags should be avoided, and can be taken back to a collection point at the supermarket for recycling. If you need to throw one away, put it in your red bin.
























<https://www.goulburn.nsw.gov.au/Services/Waste-Management/Domestic-Three-Bin-Service#section-4>

Goulburn Mulwaree Council


Upper Lachlan Shire Council

<https://www.upperlachlan.nsw.gov.au/sites/upperlachlan/files/public/Recycling%20and%20Garden%20Waste%20Information%20Guide.pdf>

WHAT GOES IN YOUR RED BIN?	WHAT GOES IN YOUR YELLOW BIN?	WHAT GOES IN YOUR GREEN BIN?
 HOSES  FOOD SCRAPS  TISSUES	 ALL RIGID PLASTIC CONTAINERS, MILK, JUICE, SOFT DRINK & DETERGENT BOTTLES  CARDBOARD BOXES	 BRANCHES & TWIGS
 GLASS  HARD PLASTIC  PLASTIC WRAPS (INCLUDING BUBBLE WRAP)	 NEWSPAPERS & MAGAZINES, WORK & SCHOOL PAPERS, TELEPHONE BOOKS  AEROSOL, ALUMINIUM & STEEL CANS	 GRASS, LEAVES, WEEDS
 POLYSTYRENE FOAM  CERAMICS & CROCKERY  NAPPIES  LIGHT BULBS  PLASTIC BAGS	 WAXED CARDBOARD, MILK & JUICE CARTONS  GLASS BOTTLES & JARS	 GARDEN PRUNINGS
 CLOTHING  MIRRORS		

IF YOUR LID WILL NOT CLOSE OR YOUR BIN IS TOO HEAVY, IT MAY NOT BE COLLECTED

Something to SING



COMPOST

Cooking
Heating
Rotting
Soil it becomes

A compost is a way to make brand new garden soil

You put in your garbage and turn it once in a while

The compost cooks and heats inside
The garbage all breaks down

It rots and rots for months until soil it becomes

Apple cores, potato peels and yes, banana skins

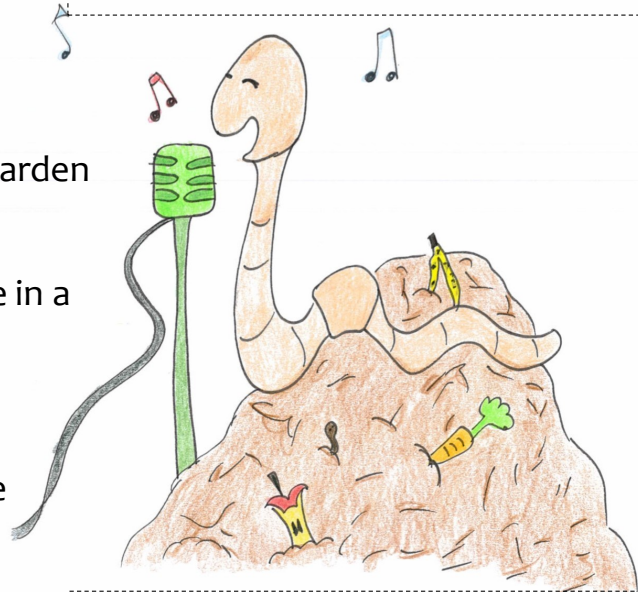
Grass clipping from your lawn go in your compost bin

Cooking
Heating
Rotting
Soil it becomes

THE LITTLE DIRT PATCH

(tune: I'm a little teapot)

I'm a little dirt patch on the ground
The driest dirt patch you've ever found
When I feel the raindrops fall on me
I turn to mud most happily



THE COMPOST BIN SONG

(tune: there's a worm at the bottom on the garden)


There's a worm living in the compost
And his name is Wiggly Woo

There's a worm living in the compost
And all that he can do
Is nibble all night and nibble all day
Recycling the apple cores to help
them rot away


There's a worm living in the compost
And his name is Wiggly Woo

Something to READ

EBooks (Goulburn Mulwarree Library and Upper Lachlan Shire Libraries BorrowBox)




The hungry donkey
By Stephen Cartwright




The sleepy little alphabet
By Judy Sierra

Books



Compost stew: an AtoZ recipe for the earth
By Mary McKenna Siddals



The nitty-gritty gardening book
By Kari A. Cornell




Ori's clean-up
By Anne Helen Donnelly



Benny Bungarra's big bush clean-up
By Sally Jane Morgan



Alfie outdoors
By Shirley Hughes



Goulburn Mulwarree Library and Upper Lachlan Libraries (Crookwell and Gunning) are open again. There are still some restrictions that need to be followed. See Library websites for changes and opening hours.

Something to LISTEN TO

E Audiobooks (Goulburn Mulwarree Library and Upper Lachlan Shire Libraries BorrowBox)




Paddington at St Paul's


By Michael Bond

Octonauts: The great algae escape
and other stories

By Various Authors



Audiobooks





Paddington: a day at the seaside

By Michael Bond

Nursery rhymes a treasure chest of
rhymes


By Mark MacLeod



The magic Faraway Tree

Faraway tree series: 2

By Enid Blyton



More adventures of Hairy Maclary

By Lynley Dodd



If you haven't already joined in - head over to Goulburn Mulwarree Library's website or Facebook page for Kate and Jol Temple's Virtual Storytime where they are reading their storybook 'Bin Chicken' as well as a couple of their other stories.

You've still got time - you have until 5 July

<https://goulburn.spvds.com/cgi-bin/spvds.exe/MSGTRNGEN/WPAC/SPECIALEVENTS>

<https://www.facebook.com/pg/GoulburnLibrary/events>

goulburn mulwarree library

Virtual Storytime with
Kate & Jol Temple
From 22 June to 5 July

KATE AND JOL TEMPLE
Virtual Storytime!

CHILDREN OF GOULBURN!
THIS EVENT IS JUST FOR
YOUR TIME INTO OUR
FACEBOOK PAGE AND
WEBSITE FOR THIS SPECIAL
STORYTIME!

During this virtual storytime, Kate & Jol will read from their latest book, *Bin Chicken*, along with *Are You My Bottom and Room on Our Rock* - the book that won them the Charlotte Huck Award in 2020! This virtual storytime is free and can be viewed from 22 June on our Goulburn Mulwarree Library facebook page or our website at www.gmlibrary.com.au

Goulburn Mulwarree Library @goulburnlibrary

Something to MAKE

COMPOST IN A BOTTLE

You will need:

- * Empty and washed plastic bottle
- * Soil from the garden
- * Shredded paper
- * Paper towel
- * Fruit (no citrus) and vegetable scraps
- * Leaves and grass clippings
- * Food scraps (no meat or dairy)
- * Water in a spray bottle



- 1) Ask mum or dad to cut the top off the plastic bottle
- 2) Layer soil, paper towel, fruit/vegetable scraps, leaves/ grass clippings, shredded paper, food scraps
- 3) Repeat layering until bottle is $\frac{3}{4}$ full
- 4) Finish with paper towel, spray a little water to make it damp (do not soak), put cut off bottle top on upside down
- 5) Find a warm sunny place
- 6) In 3-6 weeks you will notice a change in colour and there will be less in the bottle as it turns into rich, healthy soil.
- 7) Once all turned to soil, add a seed, water and grow



Something to MAKE

COMPOST IN A BOTTLE



I used :

Soil from my garden

Paper towel napkins

Apple peel

Tea bags

Grass clippings

Leaves

Banana peel

Shredded brown paper

Stale bread

Old scone

We use soil from the garden and not potted soil mix from the shop because the soil from the garden introduces the right bacteria needed to make nutritious compost.

We don't put meat or dairy in because they will start to smell and attract flies and maggots. It also slows down the composting process.

You can give your compost in a bottle a stir or shake every few days if you want. Also make sure it is kept damp - not soaked.

Being winter your compost might take a little longer unless you have a very nice warm sunny place.

dirtgirlworld compost links



How to start a compost (and why!)

<https://www.dirtgirlworld.com/blog/2019/3/22/how-to-start-a-compost-and-why>



Get funky in the compost


<https://www.dirtgirlworld.com/blog/get-funky-in-the-compost>




Compost awareness

<https://www.dirtgirlworld.com/blog/its-compost-awareness-week-right-now>


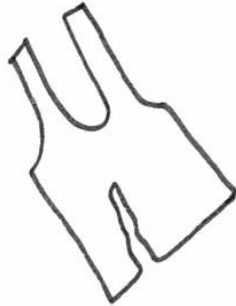

Something to COLOUR




I like recycling
Colour me and
things that can go in
me YELLOW



I like FOGO
Colour me and
things that can go in
me GREEN



I like rubbish
Colour me and
things that can go in
me RED



Something to LOOK FOR

Lets go on a

Bin Hunt

How many of these can you find ?

Give it a tick when you see it



Something to CUT

Name: _____

Sort it **OUT!**

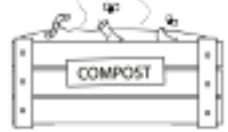
Directions: Cut and paste the pictures.



Recycle



Compost



© Ms. Makinson



Something to TRACE




Trace me **YELLOW**

Trace me **GREEN**

Trace me **RED**

Something to DRAW

Draw your compost in a bottle



What colours can you see?