

In this booklet you will find something to sing, something to read, something to listen to, something to make, something to colour, something to look for, something to cut, something to trace and something to draw.

Enjoy exploring SPACE

I would love to see the wonderful work you are doing at home so please share it and any feedback with me.

email photos and feedback to - janet.gordon@goulburn.nsw.gov.au


Please share with your friends and encourage them to join us at Playgroup when we are back to normal.

Check out Goulburn Regional Art Gallery's website and have a look at the Education Kits for current and past exhibitions, Home Series: Art Teenies and Home Series: Afternoon Art Club

<https://goulburnregionalartgallery.com.au/education/resources>



Artwork by RG



Artwork by GC

Space places to visit in NSW



CSIRO Parkes Radio Telescope Visitor's Centre

Re-opens 4th July 2020

<https://www.csiro.au/en/Research/Facilities/ATNF/Parkes-radio-telescope/Parkes-Observatory-Visitors-Centre>



Mount Stromlo Observatory

Temporarily closed, check out website for re-opening information

<https://rsaa.anu.edu.au/observatories/mount-stromlo-observatory>



Sydney Observatory

Has re-opened

<https://maas.museum/sydney-observatory/>

Virtual Space tours



NASA Glenn Research Centre, USA

Tour Glenn Research Centre

<https://www.nasa.gov/glennvirtualtours>



Tour the Hubble Telescope

<https://www.nasa.gov/content/goddard/hubble-360-degree-virtual-tour>

Something to SING

UP IN SPACE

(tune : farmer in the dell)

Lets take a trip to space

Lets take a trip to space

We'll see the moon, the stars the sun


Lets take a trip to space

In a rocket we will go

In a rocker we will go

We'll go so fast and travel far

Lets take a trip to space



CLIMB ABOARD

(tune : incy wincy spider)

Climb aboard the spaceship

We're going to the moon

Hurry, and get ready

We're going to blast off soon!

Put on your helmets

And buckle up real tight

Here comes the countdown

Lets count with all our might

10, 9, 8, 7, 6, 5, 4, 3, 2, 1

BLAST OFF

FIVE LITTLE ASTRONAUTS

Five little astronauts flying in the stars

The first one said "Lets go see Mars!"

The second one said "There are comets in the air!"

The third one said "There's an alien here!"

The fourth one said "Lets fly up in the sky"


The fifth one said "Lets go up really high!"

Then WHOOSH went the spaceship

"Buckle up tight"

And the five little astronauts


ZOOMED out of sight




Story time from Space

Did you know that you can have an astronaut read a story to you from
SPACE !!!


Astronauts from the International Space Station (ISS) read books to us from 400km above us in space. Here's a few stories you can listen to:




Hey-Ho To Mars We'll Go written by Susan Lendroth, read by astronaut Christina Koch




The Incredible Intergalactic Journey Home written by Lost My Name, read by astronaut Tim Peake



The mission To Cataria written by Travis Bossard and Mick Szydlowski, read by astronaut Richard (Ricky) Arnold



Moustronaut written by Mark Kelly, read by astronaut Scott Kelly



If I Were an Astronaut written by Eric Braun, read by astronaut Serena Aunono-Chancellor


Head over to the website for more

<https://storytimefromspace.com/library/>




Something to READ

EBooks (available through BorrowBox)



Little Golden Book Freewheelin' Favorites

By Dennis Shealy



Flip Flop!


By Dana M. Rau

Books




Peppa in Space

By Lauren Holowaty




Rappy goes to Mars

By Dan Gutman




Space Tortoise

By Ross Montgomery




ABCs of space

By Chris Ferrie



Moonwalkers


By Mark Greenwood



Goulburn Mulwarree Library and Upper Lachlan Libraries (Crookwell and Gunning) are open again. There are still some restrictions that need to be followed. See Library websites for changes and opening hours.

Something to LISTEN TO

E Audiobooks (available through BorrowBox)




Dogstar
By Philip Dalkin

Play School Story Time: vol 3
By Various Authors





Audiobooks




The Wombles
By Elisabeth Beresford

Nursery rhymes clever rhymes to
sing and learn
By Mark MacLeod



Paddington: a day at the seaside
By Michael Bond

The Very Hungry Caterpillar
By Eric Carle



BorrowBox is available through Goulburn Mulwarree Library and Upper Lachlan Shire Libraries. You can read and listen to your stories via an app on smartphones, Apple or Android tablets, and on PCs.
<https://www.gmlibrary.com.au/Online-Resources/BorrowBox.aspx>

<https://www.upperlachlan.nsw.gov.au/community/library/digital-collections>

If you're not a member of these libraries, you can join online and get access to BorrowBox

<https://goulburn.spydus.com/cgi-bin/spydus.exe/MSGTRN/WPAC/JOIN>

<https://upperlachlan.spydus.com/cgi-bin/spydus.exe/MSGTRN/WPAC/JOIN>

Something to MAKE

SPACE SHADOW TUBES



You will need:

- * Cardboard tube
- * Cling wrap
- * Elastic band
- * Space cut-outs on next page
 - * Glue
 - * Scissors
 - * Torch



- 1) Cut out space cut-outs on next page
- 2) Glue one space-cut out on to a piece of cling wrap
- 3) Put cling wrap over one end of cardboard tube, making sure the space cut-out is in the middle of the opening
- 4) Wrap cling wrap down the side of cardboard tube and hold in place with elastic band



- 5) In a darkened room, shine the torch light in open end of cardboard tube making a shadow of your space cut-out on the wall. I used the torch on my phone, ask mum or dad if you could borrow their phone for a little bit if you don't have a torch.

* If you have a couple of cardboard tubes you can make a few different shadow tubes. If you only have one cardboard tube, make a few different cling wrap covers and change them to make different space shadows on the wall *




Something to MAKE

SHADOW TUBES TEMPLATES

Cut out and glue to cling wrap



Something to COLOUR



Find and colour the shapes



Red




Green



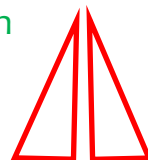
Yellow



Orange



Blue






Red

Lets go on a


SKY Hunt

How many of these can you find ?

Give it a tick when you see it

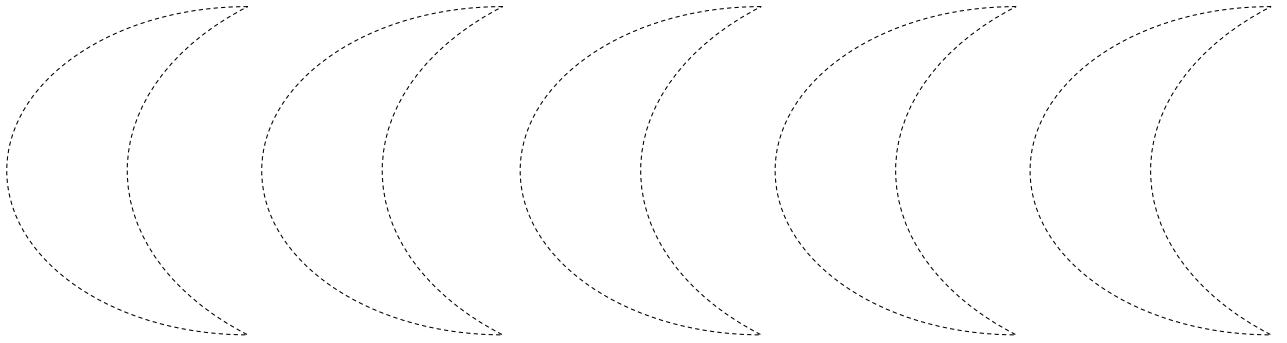


Something to CUT

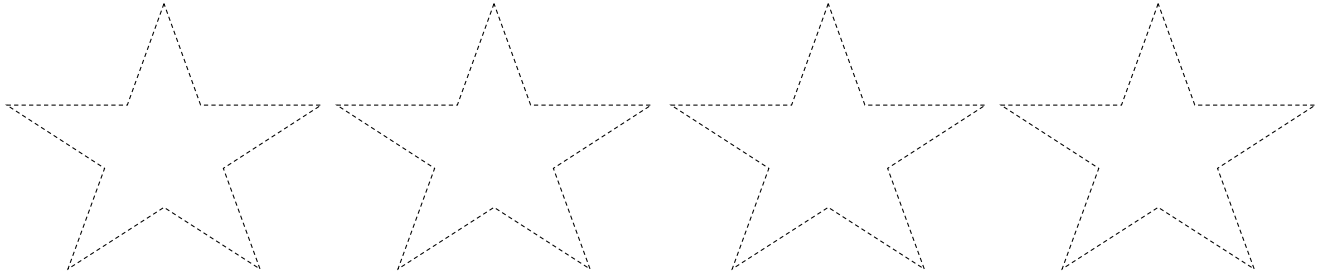


Something to TRACE

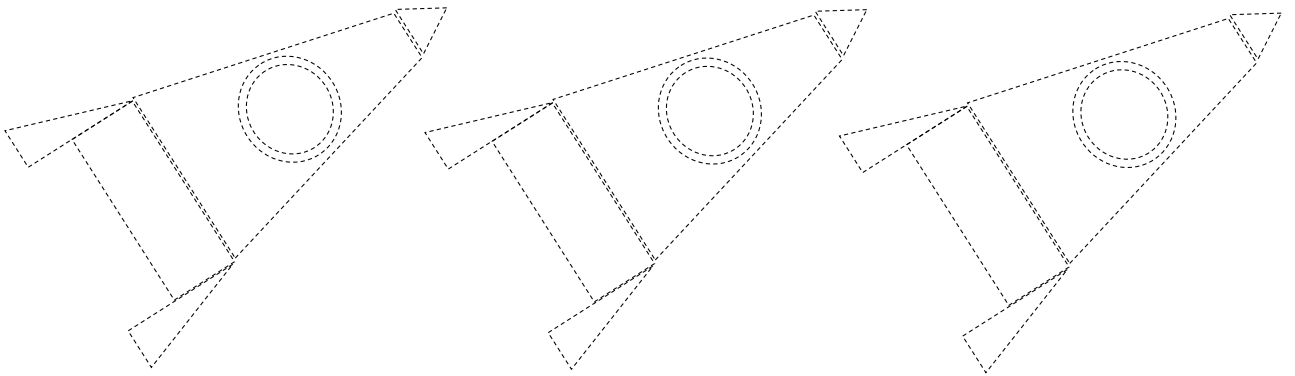
5



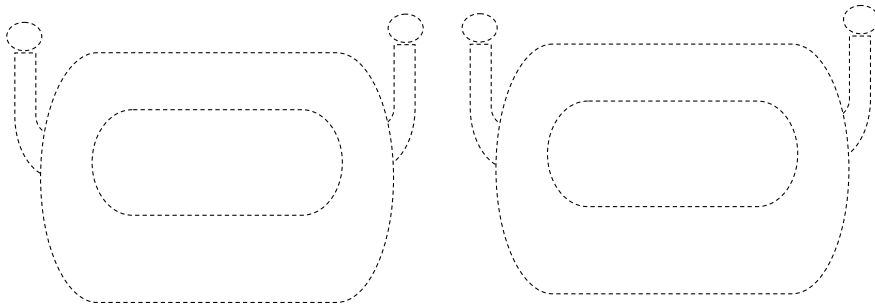
4




3



2




1



B L A S T O F F !

Something to DRAW

Draw the night sky



Can you see stars? Clouds? UFO? Shooting stars? Planets? Astronauts?