

Art Teenies at Home

Let's look at things that grow

Just because we can't get together for Art Teenies in the Gallery doesn't mean we can't stay in contact.

This Art Teenies at Home booklet has songs for you to sing, storybooks you can read and listen to, art you can make, a place for you to draw plus yoga!

We would love to see and share your Art Teenies experience!
email photos and feedback to - artgallery@goulburn.nsw.gov.au
or post to Instagram and tag us.

Goulburn Regional Art Gallery's website has Education Kits available for current and past exhibitions.

[Education Kits](#)



Let's sing

FLOWER GARDEN

(tune : the farmer in the dell)

The farmer plants the seeds

The farmer plants the seeds

Hi-Ho the cheery-O

The farmer plants the seeds

The sun begins to shine

The sun begins to shine

Hi-Ho the cheery-O

The sun begins to shine

The rain begins to fall

The rain begins to fall

Hi-Ho the cheery-O

The rain begins to fall

The plants begins to grow

The plants begins to grow

Hi-Ho the cheery-O

The plants begins to grow

The flowers smile at us

The flowers smile at us

Hi-Ho the cheery-O

The flowers smile at us

PEA PLANT SONG

(tune : I'm a little teapot)

I'm a little pea plant

In the ground

Here are my flowers

Here are my leaves

Now that I've grown bigger

Time to eat

Pick the pod and pop peas out!

THE LITTLE PLANT

In the heart of a seed

Buried deep so deep

A tiny plant

Lay fast asleep

"Wake" said the sunshine

"And creep to the light"

"Wake" said the voice

Of the raindrops bright

The little plant heard

And rose to see

What the wonderful

Outside world might be

BEANSTALK GROWING TALL


Beanstalk growing tall, beanstalk growing tall

Swishy, swashy, swishy, swashy


Beanstalk growing tall

Let's read and listen

EBooks (available through BorrowBox)

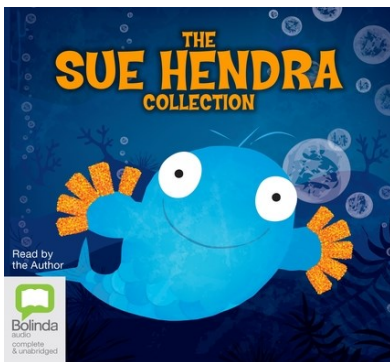


Connected
By Nathaniel Eckstrom




How to put an octopus to bed
By Sherri Duskey Rinker

EAudiobooks (available through BorrowBox)



The Sue Hendra Collection
By Sue Hendra



Diary of a wombat and other stories
By Jackie French

BorrowBox is available through Goulburn Mulwarree Library and Upper Lachlan Shire Libraries. You can read and listen to your stories via an app on smartphones, Apple or Android tablets, and on PCs.

[Goulburn Mulwarree Library - BorrowBox](#)

[Upper Lachlan Shire Libraries - BorrowBox](#)

If you're not a member of these libraries, you can join online and get access to BorrowBox

[Join Goulburn Mulwarree Library](#)

[Join Upper Lachlan Shire Libraries](#)

Let's create

Foliage Art



Here are 2 photographs of work by Sidney McMahon's from their 'Of hope and longing' exhibition 2020.



Can you see what they have used?

Are they work boots and flowers?

Is that a little belt around those flowers?

McMahon often uses plants and everyday items in their work.

We are going to make some foliage art.

You will need:


- ◆ Some foliage from outside
leaves? flowers? branch?
- ◆ Something you like from around the house or garden
mug? grater? bucket? shovel?
 - ◆ A clear space
- ◆ Camera or pencil and paper



- 1) Spread your foliage out so you can see what you have
- 2) Arrange it in and around your mug
- 3) Stand back and have a look
- 4) Move pieces around until you are happy with what you see
- 5) Ask mum or dad if you can take a photo or sit down looking at your work and draw what you see

Let's draw

Draw a ladder. Add some leaves.



Add 3 flowers. Add a bird.

CALM DOWN YOGA for kids



I am strong.
WARRIOR 2 POSE



I am kind.
TREE POSE



I am brave.
CHAIR POSE



I am friendly.
DOWNWARD-FACING DOG POSE



I am wise.
HERO POSE