

Art Teenies at Home

Let's look at Leaves

Just because we can't get together for Art Teenies in the Gallery doesn't mean we can't stay in contact.

This Art Teenies at Home booklet has songs for you to sing, storybooks you can read and listen to, art you can make, a place for you to draw plus yoga!

We would love to see and share your Art Teenies experience!
email photos and feedback to - artgallery@goulburn.nsw.gov.au
or post to Instagram and tag us.

Goulburn Regional Art Gallery's website has Education Kits available for current and past exhibitions.

[Education Kits](#)



Let's sing

LIKE A LEAF OR FEATHER

Like a leaf or feather
In the windy, windy weather
You can fall around
And twirl around
And all fall down together

5 LITTLE LEAVES

5 little leaves so happy and bright
Were dancing about on the tree one day
The wind came whistling through the town

Whoosh

1 little leaf came tumbling down

4 little leaves

3 little leaves

2 little leaves

1 little leaf

THE LEAVES OF THE TREES

(tune : The wheels on the bus)

The leaves of the trees turn orange and red
Orange and red, orange and red
The leaves of the trees turn orange and red
All through the town

The leaves of the trees come tumbling down
The leaves of the trees go swish, swish, swish

LEAVES ARE FALLING

(tune : Are you sleeping)

Leaves are falling
Leaves are falling
From the trees
From the trees

Red and yellow
Orange and brown
In the breeze
In the breeze

LEAVES ARE FALLING

(tune : jingle bells)

Leaves are falling
Leaves are falling
One fell on my nose!

Leaves are falling
Leaves are falling
One fell on my toes!

Leaves are falling
Leaves are falling
Yellow, orange and red!

Let's read and listen

EBooks (available through BorrowBox)



The little guide to Leaves

By Tom Frost


This isn't a children's storybook, but a nice book about leaves with colourful leaf pictures

Autumn is for Apples

By Micelle Knudsen



EAudiobooks (available through BorrowBox)




Jungle Drums

By Graeme Base

The Rod Clement Collection

By Rod Clement



BorrowBox is available through Goulburn Mulwarree Library and Upper Lachlan Shire Libraries. You can read and listen to your stories via an app on smartphones, Apple or Android tablets, and on PCs.

[Goulburn Mulwarree Library - BorrowBox](#)

[Upper Lachlan Shire Libraries - BorrowBox](#)

If you're not a member of these libraries, you can join online and get access to BorrowBox

[Join Goulburn Mulwarree Library](#)

[Join Upper Lachlan Shire Libraries](#)

Let's create

Yarn Wrapped Leaves



You will need :

- Cardboard
- Wool
- Scissors
- Tape
- Pencil



1) Draw leaf shapes on your cardboard.
(if the autumn leaves have started to fall at your house, maybe you could collect some to help with your leaf drawing)

2) Cut out your shapes.
(ask mum or dad for some help if needed)

3) Tape the end of you wool to the back of your cardboard leaf.

4) Wrap the wool around and around and around until you think you have wrapped enough.

5) Wrap a second colour if you like.

6) Tape the end of your wool to the back of your cardboard leaf.


7) Add another piece of wool to the stem if you want to hang your leaves up. Maybe in the window or on the wall.

Make sure you ask mum or dad before sticky your leaves up around the house.



Let's draw

Draw some leaves



Maybe a pile of leaves to jump in or leaves floating down

WEATHER YOGA



It is sunny.

EXTENDED MOUNTAIN POSE



It is windy.

TREE POSE



I see lightning.

CHAIR POSE



It is raining.

STANDING FORWARD BEND



It is snowing.

CHILD'S POSE